

## Welcome Guide Coupon

This multi-use coupon card issued by the "Fuji Hakone Izu International Tourism Theme Region Promotion Association" can be used in Yamanashi, Shizuoka, and Kanagawa Prefectures. You can get discounts by simply showing this coupon at registered facilities. For a list of registered facilities, please see our web page.  
<http://www.mt-fuji-welcomecard.jp/>



## Yamanashi "Home of Mt. Fuji" Sightseeing Net

This tourism website presented by Yamanashi Prefecture provides tourist information for the Prefecture.

※ We also provide moving images.



## Contact Us

**Yamanashi Prefecture Government, Tourism Promotion Division**  
1-6-1 Marunouchi, Kofu City, Yamanashi 400-8501  
☎ +81-55-223-1573 FAX +81-55-223-1558

**Yamanashi Tourist and Trade Federation**  
Prefectural Citizen's Information Plaza 1F  
1-8-5 Marunouchi, Kofu City, Yamanashi 400-0031  
☎ +81-55-231-2722 FAX +81-55-221-3040

### "I" Information Centers

**Yamanashi Prefectural Fuji Visitor Center**  
6663-1 Funatsu Kenmarubi, Fujikawaguchiko Town  
Minami Tsuru-gun, Yamanashi 401-0301  
☎ +81-555-72-0259 FAX +81-555-72-0211  
Opening Hours:

March to June/ October to November 9:00-17:00  
July to September 9:00-18:00  
December to February 9:00-16:00

Open all year

**Fujikawaguchiko Tourist Information Center**  
In front of Fuji Kyuko Line Kawaguchiko Station  
3631-5 Funatsu, Fujikawaguchiko Town

**Fuji-no-Kuni Yamanashi Exhibition**  
Nihonbashi Plaza Building 1F  
2-3-4 Nihonbashi, Chuo-ku, Tokyo 103-0027  
☎ +81-3-3241-3776 FAX +81-3-3241-3778

**Osaka Office**  
Osaka Ekimae 3rd Building 21F  
1-1 Umeda, Kita-ku, Osaka City, Osaka 530-0001  
☎ +81-6-6344-5961 FAX +81-6-6344-5342

Minami Tsuru-gun, Yamanashi 401-0301  
☎ +81-555-72-6700 FAX +81-555-72-0620  
Opening Hours: 9:00-17:00  
Closed: The 29th of December to the 3rd of January

**Fujiyoshida City Tourist Information Center**  
2-5-1 Kamiyoshida, Fujiyoshida City, Yamanashi 403-0005  
☎ +81-555-22-7000 FAX +81-555-22-7000  
Opening Hours: 9:00-17:30  
Closed: The 29th of December to the 4th of January

"Home of Mt. Fuji"



# Yamanashi

# 山梨

Mt. Fuji



'Mt. Fuji in Clear Weather,' one of the "Thirty-six Views of Mount Fuji" by Katsushika Hokusai (in the possession of the Yamanashi Prefectural Museum)

## Yamanashi Prefecture, Japan



<http://www.yamanashi-kankou.jp/english/>

# Home of Mt. Fuji Yamanashi

Yamanashi is located in the center of Japan and is a beautiful region richly endowed with nature, surrounded by four national parks and quasi-national parks, one of which includes Mt. Fuji, the highest mountain in Japan at 3,776 meters.

The beauty of the four seasons here is spectacular. In spring, Kofu Basin transforms into a veritable Shangri-La when the area is carpeted with blooming pink peach blossoms. The breezy freshness of the Fujigoko (Fuji Five Lakes) and Kiyosato Highland in the summer, the colors of the mountain leaves in the autumn, the view of a snow-covered Mt. Fuji in winter—all of these are

guaranteed to take your breath away.

Yamanashi is also known as a “Kingdom of Fruit,” boasting the highest quality and best production technology in all of Japan for large, superior quality grapes and peaches. You can enjoy picking grapes and peaches at farms open to the public from summer to autumn. Strawberry picking in spring and cherry picking in early summer are popular among tourists, too.

The production of good-quality wine made primarily from the Koshu grape—unique to Yamanashi—is well-established, and Yamanashi wines earn high praise in European competitions.

Yamanashi has traditionally been a good spa and health resort destination, as well. There are many famous hidden spas that Takeda Shingen, a

warrior of the Sengoku Era, is said to have used to heal his injured body after battles. We recommend you lower yourself into one of these hot springs and relax away the fatigue of your journey.

But Yamanashi is not just nature. There are many historical and cultural heritage sites, such as ancient and medieval remains, temples, shrines and old houses, which have endured despite the severe natural climate of Yamanashi. You can find a pure, beautiful essence of Japan here.

Yamanashi is close to Tokyo, one-and-a-half hours by train. When you are tired of the bustle of the city and feel like you want to see some beautiful nature—not to mention Mt. Fuji—come visit Yamanashi. Our hospitality is as warm as our hot springs.

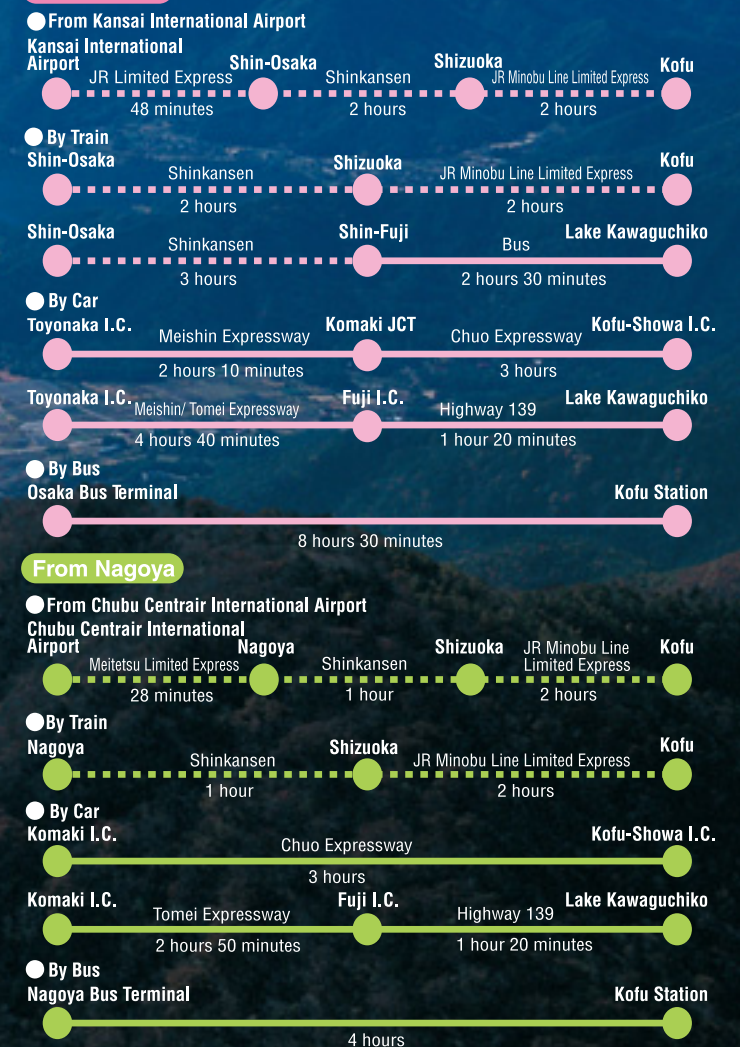


## Access


### From Tokyo



### From Osaka



# Mt. Fuji



## The Color of the Four Seasons



Mt. Fuji, with its peak above the clouds, is a symbol of Japan and has always attracted widespread popularity as a locale dear to Japanese people's hearts.

Mt. Fuji, revered as a world famous mountain, is the highest conical mountain in Japan at 3,776 meters. It is located between Yamanashi and Shizuoka Prefectures as the backbone of the Fuji-Hakone-Izu National Park. You'll shout with joy when you see the elegant Mt. Fuji, whether in the distance or up close—or even from an airplane or train window. The mountain changes its figure from season to season; from the snow-covered Mt. Fuji of winter to the exuberant mountain of the summer.

The beautiful and peaceful shape of Mt. Fuji as we know it today was formed after its last big eruption in 1707. As records indicate, the climbing of Mt. Fuji has a long history and religious people used to spend many days climbing up to seek worship. Since Briton Walter Weston, the father of modern mountaineering in Japan, summited in 1892, Mt. Fuji has been filled with many climbers—men and women alike—throughout its climbing season of July and August.




Spring comes to Mt. Fuji after cherry blossoms reach full bloom around the middle of April. There is then a gradual shift into the season of vermilion azaleas followed by the sprouting of green leaves. The general public is allowed to access areas above the fifth station of the mountain (at a height of 2,400 meters) only after July 1<sup>st</sup>, because snow remains on the mountain until the end of June. Around that time rhododendrons and alpine plants start to appear. After a short summer, the mountain is closed at the end of August with a fire festival in Fujiyoshida City, after which Mt. Fuji is said to go into hibernation. At the end of September the top of the mountain is covered with its first layers of snow.


The weather on Mt. Fuji changes greatly; the weather on the south side differs significantly from that on the north side, and there is generally a 20 °C difference between the top and bottom of the mountain. The average temperature at the top of the mountain is -6.6 °C throughout the year, and the air pressure is 2/3 of that at sea level.



### ● Climbing Mt. Fuji

The two-month summer climbing season starts on July 1<sup>st</sup> and runs until August 26<sup>th</sup>. Every year over 200,000 people climb in this season. Generally, people drive up to the fifth station of the mountain on the Mt. Fuji Pay Road (Fuji Subaru Line) and spend 6 hours or so climbing from the fifth station to the top of the mountain. The temperature at the top of the mountain is 6 °C in summer and goes down to nearly 0 °C at dawn. In case of sudden rain showers and bright sunshine please be well prepared with equipment such as raingear, spare clothes, hats and food to take on your Mt. Fuji climbing adventure.





**Area-1**  
**Kofu, Shosenkyo**



Shosenkyo

**Shosenkyo (Kofu City)**

Designated a national place of scenic beauty, Shosenkyo, with its beautifully colored leaves standing out against massive and oddly-shaped rocks, is a must-see in the autumn.  
**Access** 30 minutes by bus from JR Chuo Line Kofu Station  
 30 minutes by car from Chuo Expressway Kofu-Showa I.C.  
**☎+81-55-287-2158**/Shosenkyo Tourism Association



Takeda-Jinja Shrine

**Takeda-Jinja Shrine (Kofu City)**

This popular shrine was built in 1919 at the site of the residential house of three generations of Takeda clan warlords: Nobutora, Shingen, and Katsuyori.  
**Access** 8 minutes by bus from JR Chuo Line Kofu Station  
 30 minutes by car from Chuo Expressway Kofu-Showa I.C.  
**☎+81-55-226-6550**/Kofu City Tourism Association



Kai Zenkoji Temple

**Kai Zenkoji Temple (Kofu City)**

This temple was built in 1558 when Takeda Shingen moved the principal object of devotion here from the Shinshu Zenkoji Temple (in Nagano Prefecture) because he was worried about the damage the latter temple would undergo during the Battle of Kawanakajima. One of the largest wooden buildings in eastern Japan.  
**Access** 10 minutes by car from JR Chuo Line Kofu Station  
 20 minutes by car from Chuo Expressway Ichino-miya-Misaka I.C.  
**☎+81-55-226-6550**/Kofu City Tourism Association

**Kofu Castle (Maizurujo Park) (Kofu City)**



Kofu Castle (Maizurujo Park)

Kofu Castle was built at the end of the 16th century after the downfall of the Takeda family. It used to be a vast castle of 20 hectares, but today it is open to the public as "Maizurujo Park," a place where people can relax in central Kofu. The "Home of Mt.Fuji Yamanashi Information Station," which provides fascinating information about Yamanashi, is located in a corner of the park.  
**Access** 5 minutes walk from JR Chuo Line Kofu Station  
**☎+81-55-226-6550**/Kofu City Tourism Association



Home of Mt.Fuji Yamanashi Information Station



Yamanashi Prefectural Art Museum

**Yamanashi Prefectural Art Museum (Kofu City)**

A sanctuary of the fine arts in Yamanashi, the Prefectural Art Museum exhibits works mainly by painter Jean-François Millet of the Barbizon School, including "Le semeur" (The Sower), and is widely known as a "Museum of Millet".  
**Access** 15 minutes by bus from JR Chuo Line Kofu Station  
 10 minutes by car from Chuo Expressway Kofu-Showa I.C.  
**☎+81-55-228-3322**



Yamanashi Prefectural Museum of Literature

**Yamanashi Prefectural Museum of Literature (Kofu City)**

Next to the Yamanashi Prefectural Art Museum, the Museum of Literature exhibits documents about the great writer of the Meiji Era Akutagawa Ryunosuke, as well as valuable documents and works by authors associated with Yamanashi, such as novelist Higuchi Ichiyo, author of "Nigorie," and Iida Dakotsu, a leading modern Haiku poet.  
**Access** 15 minutes by bus from JR Chuo Line Kofu Station  
 10 minutes by car from Chuo Expressway Kofu-Showa I.C.  
**☎+81-55-235-8080**



Kai Fudoki no Oka (Kai Fudoki Hill)

**Yamanashi Prefectural Museum of Archeology (Kofu City)**

The Prefectural Museum of Archeology exhibits biscuit-ware and stone-ware relics discovered in Yamanashi Prefecture. It is built atop Kai-Fudoki Hill, which is dotted with ancient tombs and monuments.  
**Access** 30 minutes by bus from JR Chuo Line Kofu Station  
 In front of the Chuo Expressway Kofu-Minami I.C.  
**☎+81-55-266-3881**



Shingenko Festival

**Shingenko Festival (Kofu City and elsewhere)**

Held in early April, the Shingenko Festival commemorates the anniversary of Takeda Shingen's death. The heroic parade of 1,600 stalwart warriors lead by Takeda Shingen marching throughout the town is particularly worth seeing. One of the biggest festivals in Yamanashi Prefecture.  
**Access** Around JR Chuo Line Kofu Station  
**☎+81-55-231-2722**/Yamanashi Tourist and Trade Federation



Yamanashi Prefectural Local Industry Center "Kaiterasu"

**Yamanashi Prefectural Local Industry Center "Kaiterasu" (Kofu City)**

Local specialties of Yamanashi Prefecture such as precious stones, jewelry and wine are displayed and sold here—a perfect place for finding souvenirs.  
**Access** 5 minutes by car from JR Chuo Line Kofu Station  
 25 minutes by car from Chuo Expressway Kofu-Showa I.C.  
**☎+81-55-237-1641**



Yumura Onsen-Kyo Hot Spring Village


**Yumura Onsen-Kyo Hot Spring Village (Kofu City)**

A historical hot spring village that, as legend has it, was discovered by Kobo Daishi 1,100 years ago, Yumura is also the place where Takeda Shingen is said to have healed his injuries after battles.  
**Access** 15 minutes by bus from JR Chuo Line Kofu Station  
 20 minutes by car from Chuo Expressway Kofu-Showa I.C.  
**☎+81-55-252-2261**/Yumura Hot Spring Inn Cooperative Association



**Jewelry**

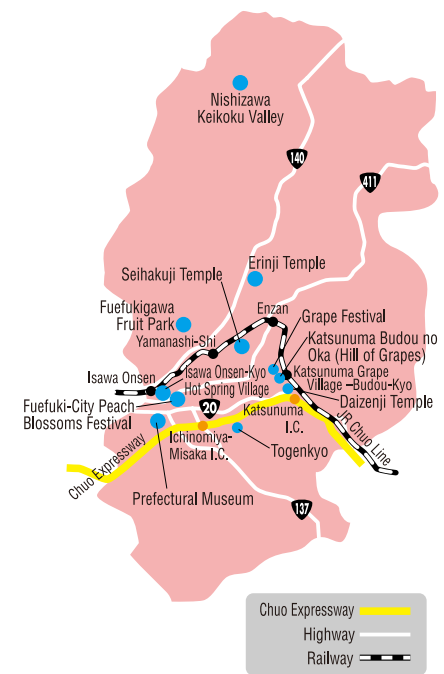
Kofu City, the capital of Yamanashi, is the world's leading producer of Kenma Chokoku (carved) accessories. The Kenma industry in Kofu had its start when a Shinto priest from Mitake went to Kyoto to learn how to make crystal balls in 1834. Today, Kenma products such as crystals, agate, jade, opal, and other jewelry products are widely exported abroad.



**Area-2**

# Land of Fruit and Wine

Home of Mt. Fuji  
Yamanashi



Togenkyo



Fuefukigawa Fruit Park

## Togenkyo (Fuefuki City)

Togenkyo is the most famous peach-producing district in Japan, so don't miss the amazing view here of the Kofu Basin swathed in pink by peach blossoms with the Minami Alps in the background.

**Access** 20 minutes by car from JR Chuo Line Isawa-Onsen Station  
10 minutes by car from Chuo Expressway Ichinomiya-Misaka I.C.

**☎+81-55-262-4111**/Fuefuki City Tourism, Commerce and Industry Division



Fuefuki-City Peach Blossoms Festival

## Fuefuki-City Peach Blossoms Festival (Fuefuki City)

During the peach blossom season, several peach blossom events are held all over Fuefuki City. The reenactment of the Battle of Kawana-kajima between Takeda Shingen and Uesugi Kenshin on the banks of the Fuefuki-Gawa River is particularly spectacular.

**Access** 15 minutes walk from JR Chuo Line Isawa-Onsen Station  
10 minutes by car from Chuo Expressway Ichinomiya-Misaka I.C.

**☎+81-55-262-4111**/Fuefuki City Tourism, Commerce and Industry Division

## Fuefukigawa Fruit Park (Yamanashi City)

You can command a panoramic view of the Kofu Basin and enjoy many fruits at this vast theme park worthy to be located in the Kingdom of Fruit, Yamanashi. The view from the park has recently been named one of the three best night panoramas in Japan.

**Access** 7 minutes by car from JR Chuo Line Yamanashi-Shi Station  
20 minutes by car from Chuo Expressway Ichinomiya-Misaka I.C.

**☎+81-553-23-4101**



Isawa Onsen-Kyo Hot Spring Village

## Isawa Onsen-Kyo Hot Spring Village (Fuefuki City)

Isawa Onsen-Kyo is a massive hot spring village situated beside the Fuefuki-Gawa River, the largest in Yamanashi Prefecture. Its over 100 hotels and inns are surrounded by beautiful fruit farms and many sightseeing spots and facilities.

**Access** Get off at JR Chuo Line Isawa-Onsen Station  
10 minutes by car from Chuo Expressway Ichinomiya-Misaka I.C.

**☎+81-55-262-3626**/Isawa Hot Spring Inn Cooperative Association



Erinji Temple

## Erinji Temple (Koshu City)

Established in 1330, this family temple of Takeda Shingen has a garden designed by Musoukokushi that is a government-designated place of beauty. Its Shikyakumon (Four Legs Gate) is a national important cultural property.

**Access** 15 minutes by bus from JR Chuo Line Enzan Station  
40 minutes by car from Chuo Expressway Katsunuma I.C.

**☎+81-553-48-2676**/Koshu City Tourism, Commerce and Industry Division



Grape Festival

## Grape Festival (Koshu City)

This festival is celebrated to give thanks for the previous year's harvest of grapes and pray for a good harvest in the coming year. Free grapes and wine are offered, and the Torii gate burning amidst the night sky brings the festival to a spectacular close.

**Access** 40 minutes walk from JR Chuo Line Katsunuma-Budou-Kyo Station  
10 minutes by car from Chuo Expressway Katsunuma I.C.

**☎+81-553-48-2676**/Koshu City Tourism, Commerce and Industry Division



Nishizawa Keikoku Valley

## Nishizawa Keikoku Valley (Yamanashi City)

Nishizawa Keikoku is a valley with a beautiful limpid stream over granite rock, and is said to be the greatest unexplored spot in Okuchichibu. Nanatsugama Godan no Taki (Five Steps Waterfall) running down through the foliage of both spring and autumn is particularly worth seeing.

**Access** 60 minutes by bus from JR Chuo Line Enzan Station  
50 minutes by car from Chuo Expressway Katsunuma I.C.

**☎+81-553-39-2121**/Yamanashi City Tourism Division



Daizenji Temple

## Daizenji Temple (Koshu City)

It is said that the monk Gyouki built Daizenji in 718. Its Yakushido Hall, built in the Kamakura Era, is a designated national treasure.

**Access** 40 minutes walk from JR Chuo Line Katsunuma-Budou-Kyo Station  
5 minutes by car from Chuo Expressway Katsunuma I.C.

**☎+81-553-48-2676**/Koshu City Tourism, Commerce and Industry Division



Seihakujii Temple

## Seihakujii Temple (Yamanashi City)

Seihakujii Temple was built by Ashikaga Takauji in 1333 in the Kara style, which was introduced from China by the Zen sects of the Kamakura Era.

**Access** 6 minutes walk from JR Chuo Line Higashi-Yamanashi Station  
20 minutes by car from Chuo Expressway Katsunuma I.C.

**☎+81-553-39-2121**/Yamanashi City Tourism Division



## Peaches

Peaches have been grown in Yamanashi for about 200 years, and the prefecture boasts the largest peach production in Japan. Representative varieties include "Hakuho" and "Asama Hakuto."

## Grapes

Grape growing in Yamanashi has a long history—a history of over 1200 years according to one legend. Yamanashi is Japan's No.1 grape producer, and many different varieties are grown, such as the popular "Kyoho," or the original "Pione" and "Kaiji."



## Wine

Yamanashi wine accounts for about 1/3 of the market share in Japan. Many wineries dot the area, mainly in the Katsunuma area of Koshu City. "Koshu Wine," made from the Koshu grape native to Japan, is well-known throughout the world.



Yamanashi Prefectural Museum

## Yamanashi Prefectural Museum (Fuefuki City)

Enjoy learning about the history and culture of Yamanashi Prefecture here.

**Access** 10 minutes by bus from JR Chuo Line Isawa-Onsen Station  
8 minutes by car from Chuo Expressway Ichinomiya-Misaka I.C.

**☎+81-55-261-2631**




Katsunuma Budou no Oka (Hill of Grapes)

## Katsunuma Budou no Oka (Hill of Grapes) (Koshu City)

Situated on a hill surrounded by grape farms, The Budou no Oka has about 150 brands of wine on display in the wine cellar, which can be bought or taste-tested (for a charge).

**Access** 3 minutes by car from JR Chuo Line Katsunuma-Budou-Kyo Station  
10 minutes by car from Chuo Expressway Katsunuma I.C.

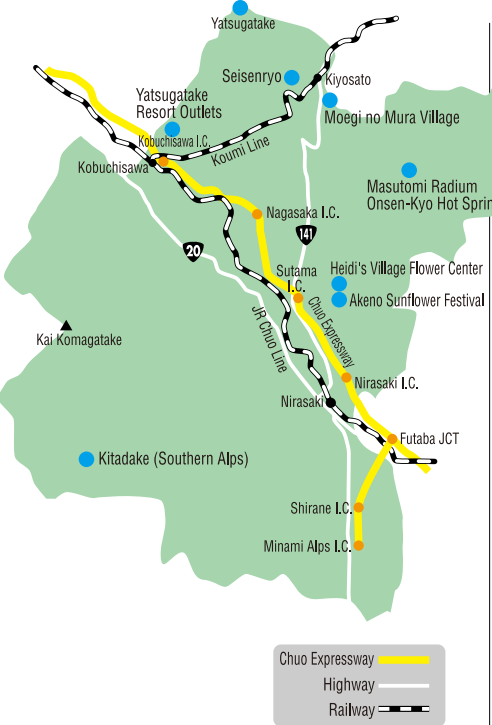
**☎+81-553-44-2111**



**Area-3**

# Kiyosato, Nirasaki and the Southern Alps

Yatsugatake



## Yatsugatake (Hokuto City)

Amateur climbing enthusiasts started to frequent Yatsugatake once the JR Koumi Line opened in 1935. Its highest peak, at 2,889 meters, is Akadake. Gongendake and Mt. Amikasayama straddle the border with Nagano Prefecture.

**Access** (Directions to Utsukushi no Mori)  
5 minutes by car from JR Koumi Line Kiyosato Station  
☎+81-551-42-1351/Hokuto City Tourism Division



Heidi's Village Flower Center

## Heidi's Village Flower Center (Hokuto City)

With the ornamental plant greenhouse, an observation tower, flower workshop and much more, you can enjoy flowers here all day long.

**Access** 20 minutes by car from JR Chuo Line Nirasaki Station  
15 minutes by car from Chuo Expressway Nirasaki I.C.  
☎+81-551-25-4700



Southern Alps

## Southern Alps (Minami Alps City and elsewhere)

The Southern Alps boast mountains in the 3,000 meters class, including the second highest mountain in Japan at 3,193 meters, Kitadake. The mountain range is rich in alpine plants and is visited by many climbers.

**Access** (Directions to Hirogawara)  
130 minutes by bus from JR Chuo Line Kofu Station  
☎+81-55-282-6294/Minami Alps City Tourism, Commerce and Industry Division



Seisenryo

## Seisenryo (Hokuto City)

A variety of events, workshops and hands-on nature experiences can be enjoyed at Seisenryo, which is a good base for exploring the surrounding area of Kiyosato. Accommodation, food, shopping and information centers are all here, as well as famous soft-serve ice cream.

**Access** 5 minutes by car from JR Koumi Line Kiyosato Station  
20 minutes by car from Chuo Expressway Sutama I.C.  
☎+81-551-48-2111



Moegi no Mura Village

## Moegi no Mura Village (Hokuto City)

18 unique facilities including a music box museum, restaurants, hotels and variety shops are all located here.

**Access** 8 minutes walk from JR Koumi Line Kiyosato Station  
15 minutes by car from Chuo Expressway Sutama I.C.  
☎+81-551-48-3522



Yatsugatake Resort Outlets

## Yatsugatake Resort Outlets (Hokuto City)

This shopping mall surrounded by a vast natural backdrop is lined with 70 shops selling brand-name fashion, sports and outdoor equipment, shoes, and jewelry, not to mention restaurants and other eateries.

**Access** 10 minutes by bus from JR Chuo Line Kobuchisawa Station  
5 minutes by car from Chuo Expressway Kobuchisawa I.C.  
☎+81-551-20-5454



Hokuto City Akeno Sunflower Festival

## Hokuto City Akeno Sunflower Festival (Hokuto City)

Various events associated with flowers are held among approximately 370,000 blooming sunflowers.

**Access** 20 minutes by car from JR Chuo Line Nirasaki Station  
15 minutes by car from Chuo Expressway Nirasaki I.C.  
☎+81-551-42-1351/Hokuto City Tourism Division



Masutomi Radium Onsen-Kyo Hot Spring Village

## Masutomi Radium Onsen-Kyo Hot Spring Village (Hokuto City)

With its high radium content, the hot springs of Masutomi are said to have been discovered by medieval warlord Takeda Shingen when he was digging a gold mine. A peaceful hot spring village situated amidst the mountains.

**Access** 65 minutes by bus from JR Chuo Line Nirasaki Station  
40 minutes by car from Chuo Expressway Sutama I.C.  
☎+81-551-45-0600/Masutomi Radium Onsen-Kyo Tourism Association

Please  
Your  
Taste  
Buds

## Mineral Water

Yamanashi Prefecture, surrounded by mountains famous throughout Japan, is home to delicious running spring water. The mineral water of Yamanashi is quite popular as well.



## Japanese Sake

Sake breweries have been of old standing in northwest Yamanashi, which has suitable conditions for sake making, such as a rich natural environment, fresh air, severe winter climate and delicious water.




## Cherries

The northwest Yamanashi area has one of the earliest cherry-harvesting periods in Japan, so you can start to enjoy cherry-picking here earlier in the year than at other places.



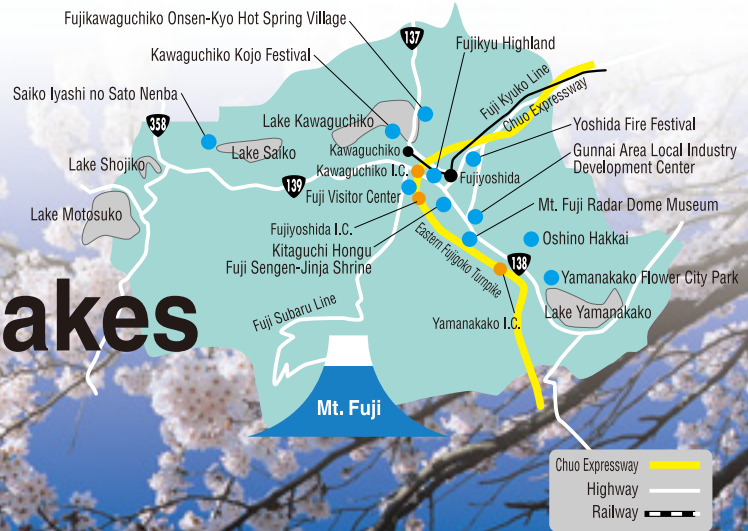
## Plums

Yamanashi boasts the largest domestic production of plums. The original variety "Kiyo" is large, delicious, and highly praised.



Area-4

# Mt. Fuji and the Fuji Five Lakes



## Mt. Fuji

The highest mountain in Japan, Mt. Fuji is situated between Yamanashi and Shizuoka Prefectures, and is visited by many climbers during the summer mountaineering season.

**Access** (Direction to the fifth station of Mt. Fuji)  
 60 minutes by bus from Fuji Kyuko Line Kawaguchiko Station  
 50 minutes by car from Chuo Expressway Kawaguchiko I.C.  
 ☎+81-555-72-0259/Yamanashi Prefectural Fuji Visitor Center

## Fujigoko (Fuji Five Lakes)

The five lakes which dot the north side of Mt. Fuji—Lake Yamanakako, Lake Kawaguchiko, Lake Saiko, Lake Shojiko and Lake Motosuko—comprise one of the most famous and popular resort destinations in Japan.



### Lake Yamanakako (Yamanakako Village)

The largest lake of the Fujigoko, Yamanakako has many summer holiday cottages, and students frequently come here for sports training.

**Access** 30 minutes by bus from Fuji Kyuko Line Fujiyoshida Station  
 5 minutes by car from Eastern Fujigoko Turnpike Yamanakako I.C.  
 ☎+81-555-62-3100/Yamanakako Tourism Association



### Lake Kawaguchiko (Fujikawaguchiko Town)

Lake Kawaguchiko is the center of tourism around Mt. Fuji because it is easily accessible by public transport, and there are many tourism facilities and accommodations.

**Access** Get off at Fuji Kyuko Line Kawaguchiko Station  
 5 minutes by car from Chuo Expressway Kawaguchiko I.C.  
 ☎+81-555-72-2460/Kawaguchiko Tourism Association



### Lake Saiko (Fujikawaguchiko Town)

The expansive Aokigahara Jukai Forest, which harks back to primeval times, spreads over the west bank of Lake Saiko, a peaceful lake with a rich natural environment.

**Access** 20 minutes by bus from Fuji Kyuko Line Kawaguchiko Station  
 15 minutes by car from Chuo Expressway Kawaguchiko I.C.  
 ☎+81-555-82-3131/Saiko Tourism Association



### Lake Shojiko (Fujikawaguchiko Town)

The smallest lake of the Fujigoko, Lake Shojiko has been known to the world as a summer holiday destination for a long time.

**Access** 40 minutes by bus from Fuji Kyuko Line Kawaguchiko Station  
 25 minutes by car from Chuo Expressway Kawaguchiko I.C.  
 ☎+81-555-87-2311/Shojiko Tourism Association



### Lake Motosuko (Fujikawaguchiko Town·Minobu Town)

The deepest lake of the Fujigoko, Lake Motosuko is known for its clear water. The image of Mt. Fuji above a lake printed on the back of the existing 1,000 yen note—and the old 5,000 yen note—is based on a picture that photographer Okada Koyo took on the shores of Lake Motosuko.

**Access** 50 minutes by bus from Fuji Kyuko Line Kawaguchiko Station  
 30 minutes by car from Chuo Expressway Kawaguchiko I.C.  
 ☎+81-555-87-2518/Motosuko Tourism Association



Kitaguchi Hongu Fuji Sengen-Jinja Shrine

### Kitaguchi Hongu Fuji Sengen-Jinja Shrine (Fujiyoshida City)

This shrine was originally dedicated to the god of protection from volcanoes, in order to guard against the eruption of Mt. Fuji. The shrine architecture is designated a national important cultural property. Mt. Fuji climbers have been worshipping here for a long time, and the shrine acts as an entrance to climb the mountain, as well.

**Access** 15 minutes walk from Fuji Kyuko Line Fujiyoshida Station  
 10 minutes by car from Chuo Expressway Kawaguchiko I.C.  
 ☎+81-555-22-1111/Fujiyoshida City Mt. Fuji Division



Yoshida Fire Festival

### Yoshida Fire Festival (Fujiyoshida City)

The Yoshida Fire Festival, which marks the end of the Mt. Fuji climbing season, is known as one of the three most peculiar festivals in Japan. Seventy 3-meter high torches are lit all at once and form a 2-kilometer "sea of flames" along the road.

**Access** Get off at Fuji Kyuko Line Fujiyoshida Station  
 10 minutes by car from Chuo Expressway Kawaguchiko I.C.  
 ☎+81-555-22-1111/Fujiyoshida City Tourism Association



Kawaguchiko Koyo Festival

### Kawaguchiko Koyo Festival (Fujikawaguchiko Town)

The Kawaguchiko Koyo Festival is a summer festival where the night sky gets colored with about 10,000 fireworks for two days. It is the biggest event in the Fujigoko area and visited by many tourists from across the country.

**Access** 10 minutes walk from Fuji Kyuko Line Kawaguchiko Station  
 10 minutes by car from Chuo Expressway Kawaguchiko I.C.  
 ☎+81-555-72-2460/Kawaguchiko Tourism Association



Mt. Fuji Radar Dome Museum

### Mt. Fuji Radar Dome Museum (Fujiyoshida City)

The Mt. Fuji Radar Dome Museum has on display weather radar and other equipment that was used at the top of Mt. Fuji for 35 years, between 1964 and 1999.

**Access** 10 minutes by bus from Fuji Kyuko Line Fujiyoshida Station  
 10 minutes by car from Chuo Expressway Kawaguchiko I.C.  
 ☎+81-555-20-0223



Yamanashi Prefectural Fuji Visitor Center

### Yamanashi Prefectural Fuji Visitor Center (Fujikawaguchiko Town)

Learn about the history of Mt. Fuji and easily obtain information about climbing Mt. Fuji here. The visitor center is also able to answer questions in foreign languages as an "i" information center.

**Access** 5 minutes by bus from Fuji Kyuko Line Kawaguchiko Station  
 2 minutes by car from Chuo Expressway Kawaguchiko I.C.  
 ☎+81-555-72-0259



Saiko Iyashi no Sato Nenba

### Saiko Iyashi no Sato Nenba (Fujikawaguchiko Town)

You can enjoy visiting the resource center, shopping for specialty goods, eating out or trying your hand at making some traditional crafts in one of the many thatched-roof houses here.

**Access** 50 minutes by bus from Fuji Kyuko Line Kawaguchiko Station  
 25 minutes by car from Chuo Expressway Kawaguchiko I.C.  
 ☎+81-555-20-4677



Gunnai Area Local Industry Development Center

### Gunnai Area Local Industry Development Center (Fujiyoshida City)

The Gunnai area is a fabric-producing district, and the Gunnai Area Local Industry Development Center displays and sells fabrics like Kaiki-silk and specialty goods of Yamanashi Prefecture—it is the perfect place for finding souvenirs, or trying out some hand weaving yourself.

**Access** 10 minutes by bus from Fuji Kyuko Line Fujiyoshida Station  
 10 minutes by car from Chuo Expressway Kawaguchiko I.C.  
 ☎+81-555-24-4406



Yamanakako Flower City Park

### Yamanakako Flower City Park (Yamanakako Village)

You can enjoy various flowers in this park of over 300,000 square meters throughout the four seasons, such as tulips in spring, sunflowers in summer and cosmos in autumn. The Floral Dome is a popular spot where you can enjoy flowers all year round.

**Access** 20 minutes by bus from Fuji Kyuko Line Fujiyoshida Station  
 5 minutes by car from Eastern Fujigoko Turnpike Yamanakako I.C.  
 ☎+81-555-62-5587



Fujikawaguchiko Onsen-Kyo Hot Spring Village

### Fujikawaguchiko Onsen-Kyo Hot Spring Village (Fujikawaguchiko Town)

The closest hot spring village to Mt. Fuji, Lake Kawaguchiko offers visitors the opportunity to enjoy bathing in hot springs while having a glorious view of Mt. Fuji and its surrounding natural environment.

**Access** 5 minutes by bus from Fuji Kyuko Line Kawaguchiko Station  
 10 minutes by car from Chuo Expressway Kawaguchiko I.C.  
 ☎+81-555-72-0346/Kawaguchiko Hot Spring Inn Association



Fujikyū Highland

### Fujikyū Highland (Fujiyoshida City)

This theme park has exciting and thrilling attractions that have been Guinness World Record breakers many times over, and the attractions themed on popular children's characters are a hit with families.

**Access** Get off at Fuji Kyuko Line Fujikyū Highland Station  
 Right off the Chuo Expressway Kawaguchiko I.C.  
 ☎+81-555-23-2111

### Minobusan Kuonji Temple (Minobu Town)

Famous as the main temple of Nichiren Sect of Japanese Buddhism, Kuonji is visited by many worshippers all year round. The Shidare-Zakura (Weeping cherry) tree inside the temple grounds is famous, particularly for its splendid blossoms in full bloom.

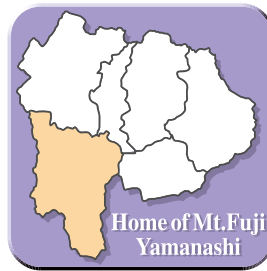
**Access** 15 minutes by bus from JR Minobu Line Minobu Station  
80 minutes by car from Chuo Expressway Kofu Minami I.C.  
**☎**+81-556-62-0502/Minobusan Tourism Association



Minobusan Kuonji Temple

## Area-5

# Fujikawa River Area



Shimobe Onsen-Kyo Hot Spring Village

### Shimobe Onsen-Kyo Hot Spring Village (Minobu Town)

This representative "Shingen Kakushi Yu" (hidden spring of Takeda Shingen) has a hot spring license handwritten by medieval warrior Takeda Shingen himself. It is known for its tepid water, which many people visit just to drink.

**Access** 10 minutes walk from JR Minobu Line Shimobe-Onsen Station  
60 minutes by car from Chuo Expressway Kofu Minami I.C.  
**☎**+81-556-20-3001/Shimobe Tourism Association



Nanbu Fire Festival

### Nanbu Fire Festival (Nanbu Town)

The Nanbu Fire Festival has been carried on since the Edo Era. Floating lanterns and nage-taimatsu (torch-throwing) make the river look burning red, while spectacular fireworks are shot into the sky above.

**Access** 10 minutes walk from JR Minobu Line Utsunuba Station  
90 minutes by car from Chuo Expressway Kofu Minami I.C.  
**☎**+81-556-64-4838/Nanbu Town Industry Development Division



Nakatomi Land of Japanese Paper

### Nakatomi Land of Japanese Paper (Minobu Town)

You can enjoy the various charms of Japanese paper here, not to mention experience paper pressing yourself.

**Access** 5 minutes by car from JR Minobu Line Kai-Iwama Station  
60 minutes by car from Chuo Expressway Kofu Minami I.C.  
**☎**+81-556-20-4556



Shinmei Hanabi Taikai

### Shinmei Hanabi Taikai (Fireworks Festival) (Ichikawamisato Town)

This fireworks festival is held on the 7th of August (known as the Day of Fireworks) every year in Ichikawamisato Town, one of the three greatest fireworks-making districts in Japan. Come marvel at king-sized Starmine fireworks and Nishaku-dama (shells with a diameter of 60 cm).

**Access** 10 minutes walk from JR Minobu Line Ichikawa Daimon Station  
30 minutes by car from Chuo Expressway Kofu Minami I.C.  
**☎**+81-55-240-4157/Ichikawamisato Town Industry Development Division



Fujikawa Area Local Industry Development Center

### Fujikawa Area Local Industry Development Center (Minobu Town)

Specialty goods of Yamanashi Prefecture, such as seals and ink stones, are displayed and sold here, and it is the perfect place for finding souvenirs. You can experience making ceramics, glass, Japanese paper or other crafts.

**Access** 10 minutes by car from JR Minobu Line Shimobe Onsen Station  
60 minutes by car from Chuo Expressway Kofu Minami I.C.  
**☎**+81-556-62-5424



Hassaku Festival

### Hassaku Festival (Tsuru City)

An autumn celebration at Oide Shrine, the Hassaku Festival has been carried on since the Edo Era. The atmosphere of the Edo Era is brought alive with the 130-member strong Daimyo Gyoretsu (the procession of the feudal lord) and splendid street stands.

**Access** 5 minutes walk from Fuji Kyuko Line Yamura machi Station  
5 minutes by car from Chuo Expressway Tsuru I.C.  
**☎**+81-554-43-1111/Tsuru City Industry Tourism Division



Tamagenryu Festival

### Tamagenryu Festival (Kosuge Village)

The climax of the Tamagenryu Festival is Japan's best Omatsu-yaki (pine burning) held during the night. The magnificent sight of flames rising up into the night sky is a must-see.

**Access** 50 minutes by bus from JR Ome Line Okutama Station  
50 minutes by car from Chuo Expressway Uenohara I.C.  
**☎**+81-428-87-0111/Kosuge Village Riverhead Development Division




Yamanashi Prefectural Linear Study Tour Center

### Yamanashi Prefectural Linear Study Tour Center (Tsuru City)

This maglev train study center displays the only "super conducting magnetically-elevated (linear motor train)" in the world. You can observe its test runs on the Yamanashi Maglev Test Track (test runs do not occur everyday, so please check the schedule).

**Access** 30 minutes walk from Fuji Kyuko Line Kasei Station  
15 minutes by car from Chuo Expressway Otsuki I.C.  
**☎**+81-554-45-8121



## Area-6

# Eastern Yamanashi



Chuo Expressway  
Highway  
Railway



Saru-Hashi Bridge

### Saru-Hashi Bridge (Otsuki City)

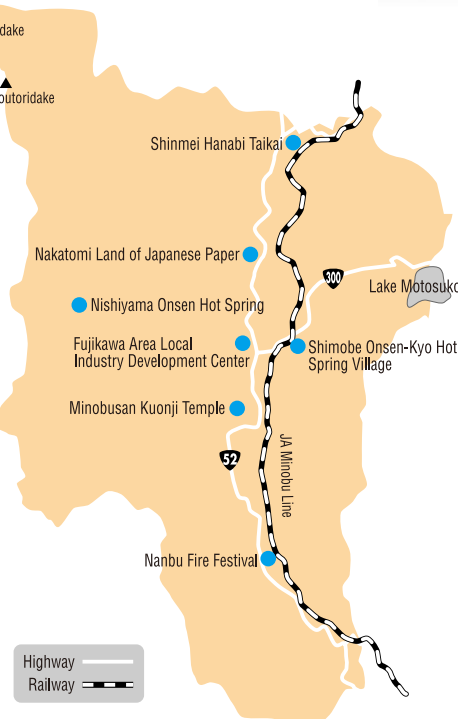
One of three most curious bridges in Japan, Saru-Hashi has a unique structure which does not use bridge columns, but rather is supported by four layers of poles sticking out from both sides of the riverbank.

**Access** 15 minutes walk from JR Chuo Line Saruhashi Station  
10 minutes by car from Chuo Expressway Otsuki I.C.  
**☎**+81-554-22-2111/Otsuki City Industry Tourism Division

### Doshi Keikoku Valley (Doshi Village)

This valley was formed by the Doshigawa River, which is the headstream that provides water to Yokohama City. The autumn leaves are at their peak from the middle of October to the middle of November.

**Access** 30 minutes by car from Fuji Kyuko Line Tsuru-Shi Station  
30 minutes by car from Chuo Expressway Tsuru I.C.  
**☎**+81-554-52-2115/Doshi Village Industry Development Division



Highway  
Railway



Nishiyama Onsen Hot Spring

### Nishiyama Onsen Hot Spring (Hayakawa Town)

Nishiyama is a hot spring in the midst of mother nature, situated upstream of the Hayakawa River at the base of the Southern Alps. Legend has it that Koken Tenno (Emperor Koken), Takeda Shingen and Tokugawa Ieyasu all bathed here.

**Access** 90 minutes by bus from JR Minobu Line Minobu Station  
90 minutes by car from Chuo Expressway Kofu Minami I.C.  
**☎**+81-556-45-2511/Hayakawa Town Promotion Division

### Taba Keikoku Valley (Tabayama Village)

This valley is formed by the Tabagawa River, which is the headstream of the Tamagawa River which provides water to Metropolitan Tokyo. The autumn leaves are at their peak from the end of October to the beginning of November.

**Access** 50 minutes by car from JR Chuo Line Enzan Station  
60 minutes by car from Chuo Expressway Katsunuma I.C.  
**☎**+81-428-88-0211/Tabayama Village Tourism Association

Taba Keikoku Valley